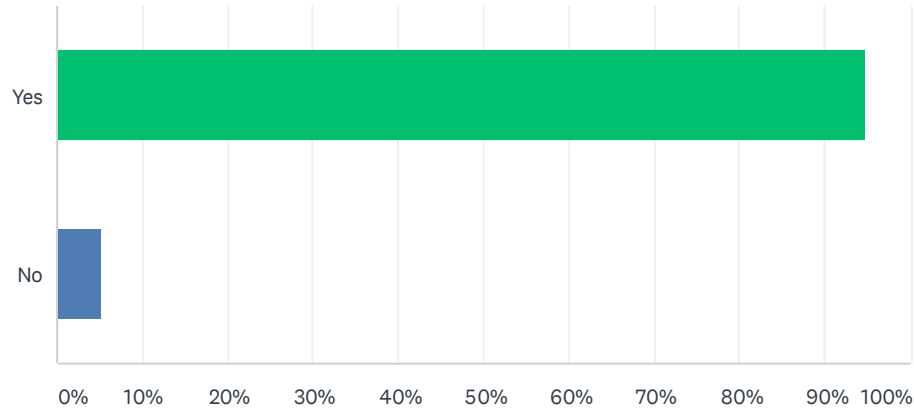


### Q3 Are you currently employed as a Paramedic?

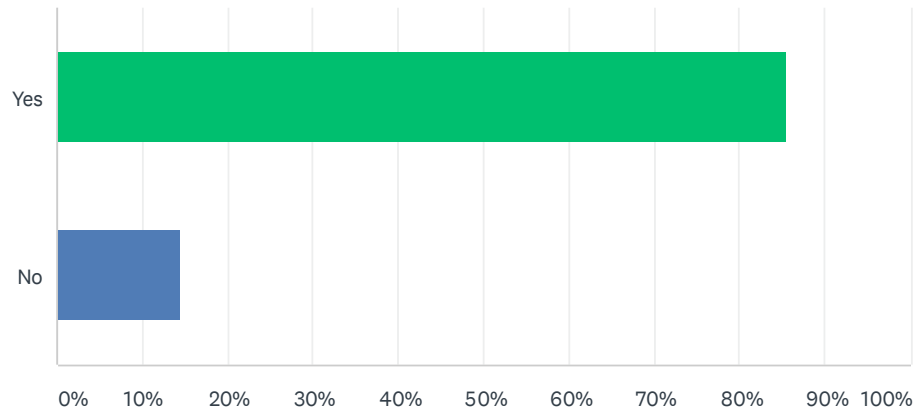
Answered: 544 Skipped: 2



ANSWER CHOICES	RESPONSES	
Yes	94.85%	516
No	5.15%	28
TOTAL		544

Q5 Is your PRIMARY employment working as a Paramedic? (i.e. work full-time as a Firefighter at a department where you don't function as a Paramedic but you work a part-time job as a Paramedic elsewhere = no; work full-time as a police officer and part-time as a Paramedic elsewhere = no)

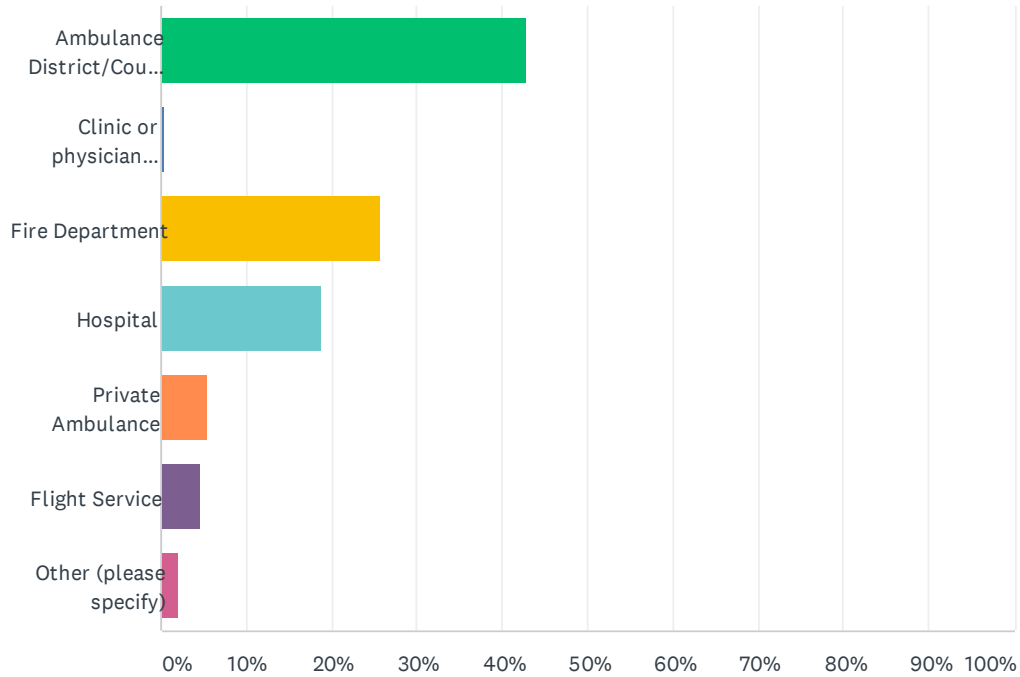
Answered: 540 Skipped: 6



ANSWER CHOICES	RESPONSES	
Yes	85.56%	462
No	14.44%	78
TOTAL		540

## Q6 What type of agency is your PRIMARY Paramedic employer?

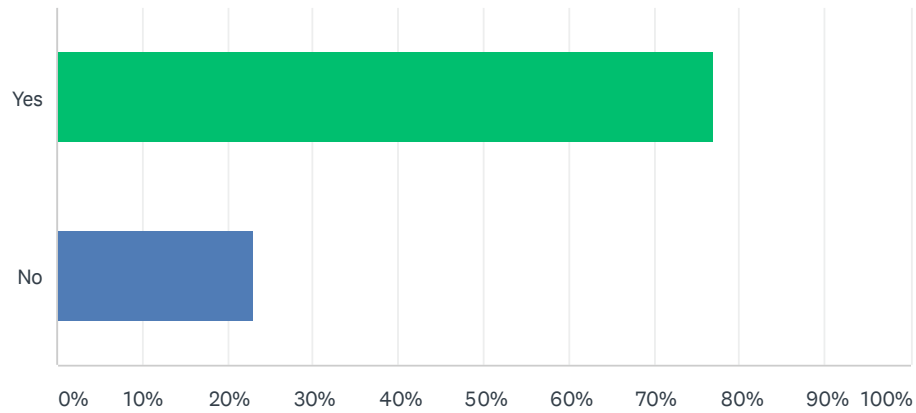
Answered: 542 Skipped: 4



ANSWER CHOICES	RESPONSES	
Ambulance District/County/City	42.80%	232
Clinic or physician office	0.37%	2
Fire Department	25.83%	140
Hospital	18.82%	102
Private Ambulance	5.54%	30
Flight Service	4.61%	25
Other (please specify)	2.03%	11
<b>TOTAL</b>		<b>542</b>

## Q7 In your primary daily assignment, do you work on an ambulance?

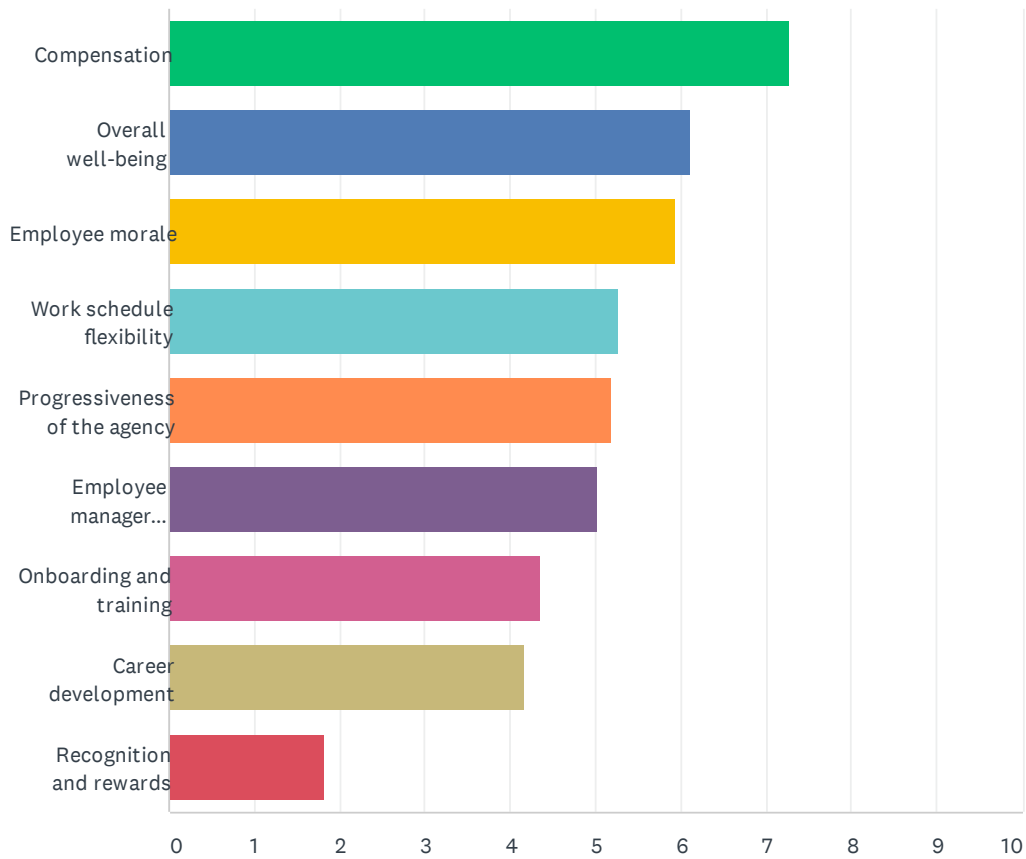
Answered: 544 Skipped: 2



ANSWER CHOICES	RESPONSES	
Yes	77.02%	419
No	22.98%	125
TOTAL		544

Q8 Rank the following in order of importance to you when looking for employment as a Paramedic. 1-9 with 1 being the most important and 9 being the least important.

Answered: 545 Skipped: 1

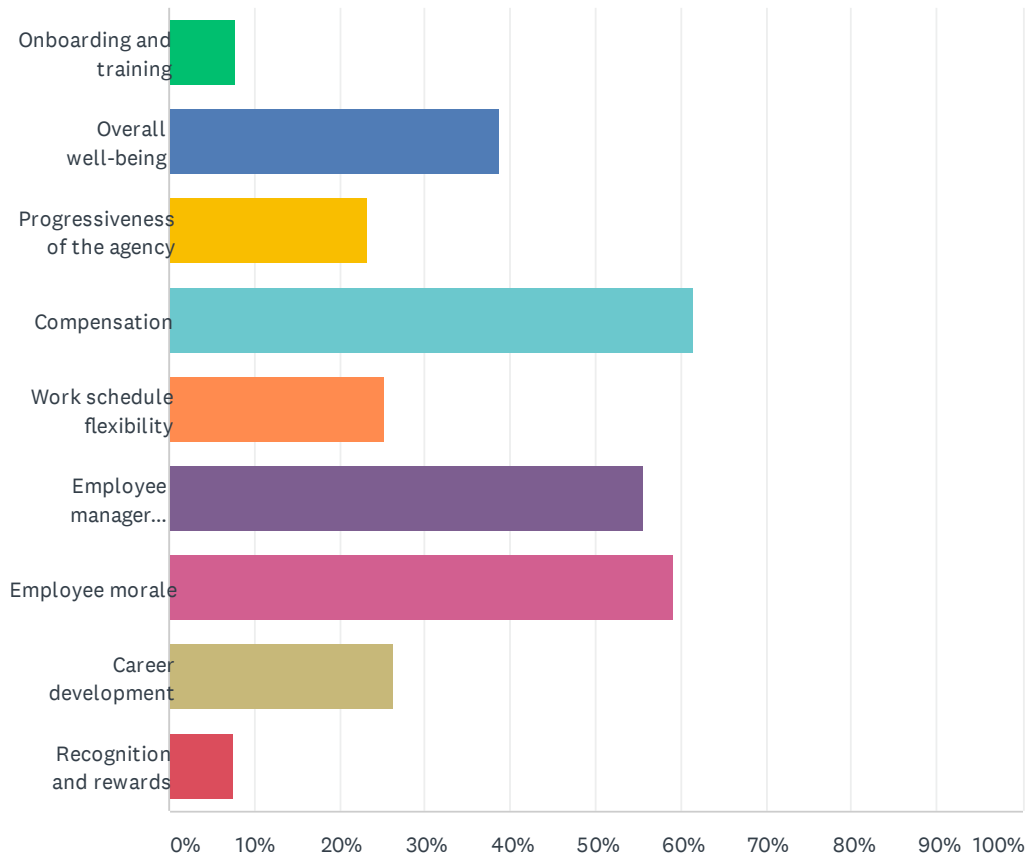


## Paramedic Shortage - Personnel

	1	2	3	4	5	6	7	8	9	TOTAL	SCORE
Compensation	43.73% 230	16.16% 85	12.55% 66	8.56% 45	6.65% 35	4.18% 22	3.04% 16	3.23% 17	1.90% 10	526	7.29
Overall well-being	15.87% 83	17.59% 92	15.49% 81	12.05% 63	12.62% 66	12.43% 65	7.65% 40	4.97% 26	1.34% 7	523	6.11
Employee morale	10.65% 57	17.20% 92	18.13% 97	14.39% 77	13.64% 73	8.97% 48	10.28% 55	5.23% 28	1.50% 8	535	5.94
Work schedule flexibility	5.90% 31	18.10% 95	10.86% 57	15.62% 82	10.67% 56	12.19% 64	9.14% 48	13.33% 70	4.19% 22	525	5.28
Progressiveness of the agency	7.28% 38	9.39% 49	13.41% 70	13.98% 73	15.90% 83	14.75% 77	14.18% 74	8.43% 44	2.68% 14	522	5.19
Employee manager relationship	5.54% 29	9.56% 50	12.62% 66	13.19% 69	15.11% 79	17.40% 91	13.38% 70	10.52% 55	2.68% 14	523	5.03
Onboarding and training	6.51% 34	5.75% 30	7.66% 40	9.77% 51	11.30% 59	15.71% 82	19.35% 101	17.24% 90	6.70% 35	522	4.35
Career development	4.09% 22	6.13% 33	8.36% 45	10.41% 56	10.97% 59	11.71% 63	17.47% 94	24.91% 134	5.95% 32	538	4.17
Recognition and rewards	1.66% 9	0.92% 5	1.11% 6	1.85% 10	3.33% 18	3.14% 17	5.18% 28	11.83% 64	70.98% 384	541	1.81

### Q10 Please indicate if any of the following reasons have been a factor in you leaving a previous Paramedic position. (select all that apply)

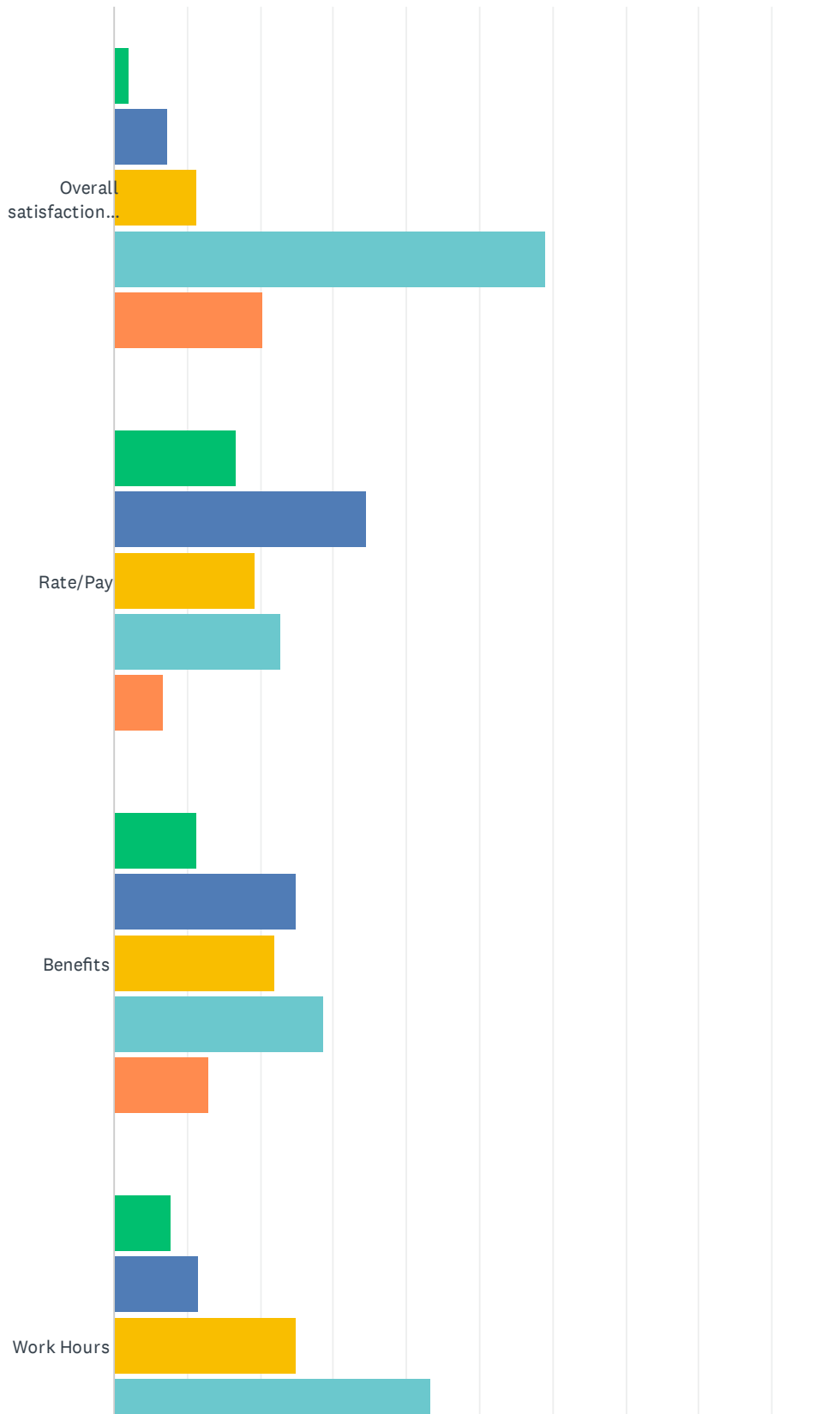
Answered: 479 Skipped: 67



ANSWER CHOICES	RESPONSES	
Onboarding and training	7.72%	37
Overall well-being	38.62%	185
Progressiveness of the agency	23.17%	111
Compensation	61.59%	295
Work schedule flexibility	25.26%	121
Employee manager relationship	55.74%	267
Employee morale	59.29%	284
Career development	26.30%	126
Recognition and rewards	7.52%	36
Total Respondents: 479		

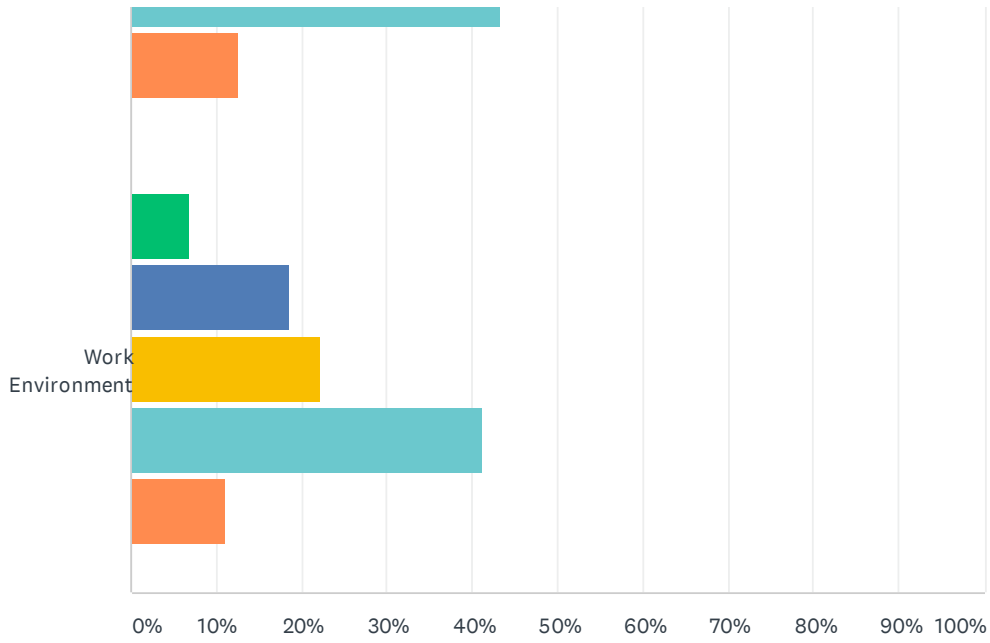
### Q12 Please rank your general satisfaction or dissatisfaction with the following items while working as a paramedic.

Answered: 545 Skipped: 1





## Paramedic Shortage - Personnel

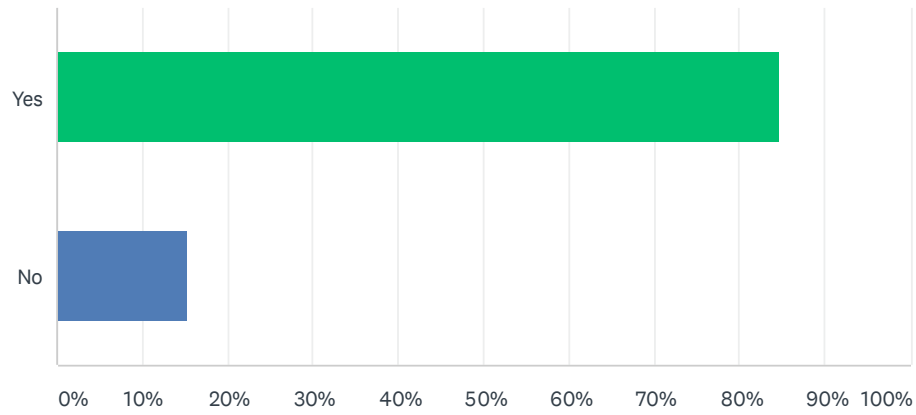


■ Very dissatisfied   
 ■ Dissatisfied   
 ■ Neither satisfied or dissatisfied  
■ Satisfied   
 ■ Very Satisfied

	VERY DISSATISFIED	DISSATISFIED	NEITHER SATISFIED OR DISSATISFIED	SATISFIED	VERY SATISFIED	TOTAL	WEIGHTED AVERAGE
Overall satisfaction with the job	2.02% 11	7.34% 40	11.19% 61	59.08% 322	20.37% 111	545	3.88
Rate/Pay	16.70% 91	34.50% 188	19.27% 105	22.75% 124	6.79% 37	545	2.68
Benefits	11.21% 61	25.00% 136	22.06% 120	28.68% 156	13.05% 71	544	3.07
Work Hours	7.71% 42	11.56% 63	24.95% 136	43.30% 236	12.48% 68	545	3.41
Work Environment	6.97% 38	18.53% 101	22.20% 121	41.28% 225	11.01% 60	545	3.31

### Q13 Do you think there is a Paramedic shortage in the state of Missouri?

Answered: 544 Skipped: 2



ANSWER CHOICES	RESPONSES	
Yes	84.74%	461
No	15.26%	83
TOTAL		544